

# User talk:Fuser



## Welcome to WikiLectures!

### First steps


- Help articles can really help you at the beginning. Our help section is short and useful! :-)
- Please, introduce yourself on your new user page.
- If you need to experiment or test your edits, you have your own sandbox prepared.
- You can ask for our cooperation on the support page.


**We wish you easy working and studying at WikiLectures!**

--Slepi 15:46, 28 May 2011 (CEST)

## Literature

Good evening, let me show you how to add literature into your article.

1. In *your preferences* (button "My preferences" on the top of a main page, next to "Fuser", "My talk" etc...) click on the button "Gadgets"
2. Label all of squares under *User interface* and *User buttons*
3. Save...
4. Then find your article and edit it – at the end of your text add *Links* (button on your editing bar, )
5. Now you can complete links, if something is unnecessary, delete it.

I hope that it was helpfull for you, more information you can find here. Have a nice week and also nice and funny work with WikiLectures.-- Jakub Žiak 22:16, 12 June 2011 (CEST)


## Citation

Dear Fuser,

thank you for so many contributions last evening. I really appreciate your articles about kidneys and other anatomic articles also.

I found, that you create new template Cite book. I suppose, it was because you needed to create citation of book in your article. But there are two problems. The template for citation already exist! You can find it here. The second problem is much more serious. I found, that the content of your template is absolutely the same as in the template Cite book in Wikipedia ([http://en.wikipedia.org/wiki/Template:Cite\\_book](http://en.wikipedia.org/wiki/Template:Cite_book)). All the templates in Wikipedia are protected and we can not use it in our project. This is reason, why I had to mark your template Cite book by template Process. And we should delete it. I am very sorry for it.

I already added the right citation of book into your article Renal pelvis, calices, ureter – description and syntopy. You can create it in any other your article. How?

- First you have to activate special gadget. Go to **My preferences** → **Gadgets** and in **User interface** click on *Edit button and tool "Citation" for easier making citations* and save it.
- Then you will always see in your editing window this button .

When you click on this button, you will see new window, where you can choose, whatever you need to cite: book, article, web page... Then you will fill some parameters like authors name, surname, title of book, ISBN and create citation. It is very easy!


I am very sorry for this complication with the template, but do not worry about it, it happens...

I look forward to next your articles :).



-- Michaela Romerova -- Editorial Board of WikiLectures 05:36, 25 June 2011 (CEST)

--> How can I delete it the whole template? I didn't know it is protected. No problem though if we already have a Cite. I didn't notice.

Hi, only head editors and administrators can delete pages. I already deleted it. All the templates can be found in category templates. -- Michaela Romerova -- Editorial Board of WikiLectures 18:14, 25 June 2011 (CEST)

## Copyright

Hi Paris,

your hand-made images are very good and I am glad all over you decided to upload them to WikiLectures! I also realized you have uploaded File:Anatomy-urogenital-8-1.jpg as a scan from Grim's book. Unfortunately we cannot use scanned materials as they are protected by the author law and WikiLectures run under a free license (without author protection). Therefore I have to delete this image, but you can upload new, similar, e.g. hand-drawn. It is not a big complication, we only protect you as a user because uploading protected materials is against the law... But not be afraid, just do not use scanned materials from printed books or articles...

Thanks for your new articles. I see you have a plenty of useful notes and I am really excited they will be in Wikilectures. They are pretty good! Regards, --Slepi (Editorial Board of WikiLectures) 19:12, 25 June 2011 (CEST)

--> Can't we ask for permission to use the images of the grim book? I have a lot of articles to upload, so I don't have the time luxury to make diagrams de novo :(. That specific Grim picture is really great, I couldn't find a similar one on the net (and even if I could find one, how would I know it is not copyrighted?)

Generally speaking authors do not provide permissios, because they earn money for selling the book. If the book was available in WikiLectures, nobody would buy it... Unfortunately very few authors agree with this. But there is a solution! There are some users who can draw very well and do images for us. I will send you contacts via e-mail and you can ask them to redraw certain images on their own. --Slepi (Editorial Board of WikiLectures) 20:10, 25 June 2011 (CEST)

## Ovary

Hi Paris,

thank you for your new articles. I noticed you asked for a suitable picture of ovarian ligaments. I was able to find some picture from Grey's Anatomy on Wikipedia. It's probably not the best one since not all ligaments are labels but I think it might work. So I put in your article. If you find a better one don't hesitate and replace it.

Wikipedia (Wikimedia Commons) is a very good source of such images for us, it's even not necessary to upload it, you just need to write `[[File:...]]` in your article.

Finally, let me give you a little advice about titles – it's not necessary to write every subject of your article in the title. It's even better when the title is simple and short. Hence I recommend renaming Ovary - structure, function, position, vascular supply to simple Ovary. If you agree, you can do it by clicking on **Move** (it appears when the mouse it over that little arrow between search field and the star).

Thanks again for your contribution and have a nice day

--Jakub Štefela 16:36, 26 June 2011 (CEST)

--> The reason the title of the article is so big is because it is the name of the question like that. I prefer to leave as it is.

Hi,

thanks for your answer. I understand what you mean. WikiLectures are an open space for storing study materials for all medical faculties. And there are different exam question at different schools. For example at the Third Faculty, ovary is part of the question called *Female genital organs*. Therefore students from our faculty would probably look for a simple Ovary.

There's a special space for anatomy exam questions: Portal:Questions for final examination in anatomy. There can be the exam formulations of exam questions linking to articles with simple names. Eventually, similar portals can be created for different faculties, all with their own exam questions, all leading to your great articles.

Thank you, --Jakub Štefela 13:45, 28 June 2011 (CEST)

--> isn't there a way to form articles after I submit my answers? Unfortunately it will take ages for me to simplify the classification of the questions (that mean's i have to change the Heading structure as well, etc). Can't I create different articles based on portions from my "answer" articles, after i finish a major section (e.g.: Urogenital) ?

## Copyright violation

Hello Paris,

Thank you for your many great new articles, they are very well structured and contains relevant information. A lot of your work I think is very well written, however I saw that some of the text/sentences/work is copied from the book you used and unfortunately these parts have to be rewritten or else they will be deleted as they are protected by law.

"Copyright protects the expression of an idea, but not the idea it self." This means that you can use the book for gaining the knowledge/inspiration and such, however you have to rewrite that knowledge in your own words and link the book as a source of your information. You can read more here

I hope this will not discourage you, as your articles are a pleasure to see and read.

--Handeka 14:34, 28 June 2011 (CEST)

--> I did some minor edits hopefully it is ok now. I am using digital answers that I made 3 years ago, so I don't know which are direct copy and which not! How can i check ?

Unfortunately this is not enough. Copyright does not only apply to direct copy/paste situations, it also applies if you only make small changes in the sentence it self. E.g. changing the word "in" to "into" will not change the meaning or the expression of the original author. The same applies to whole sentences and the order they appear. The best way to avoid this is to write a text by yourself in your own wordings.

I have marked the articles where I have found this copyright issue. How you can check what is copied from the book? Unfortunately you can only check it with the book next to you. --Handeka 23:54, 28 June 2011 (CEST)

## Articles

Hi, I don't think it's necessary to change the structure of the articles. They are good a I would leave them as they are. My point was just renaming them to simple names. Creating different articles with the same content is possible, however, it would be probably unnecessary and also confusing for the readers.

Of course, there's a different problem that need to be fixed, as explained by Hanneke above. Copyright issues are an important think and it needs to be settled as soon as possible. The best way here would be probably comparing it with the book and also adding some information from different books (Grey's Anatomy maybe). I know it is very time consuming, on the other hand, your articles will be even better and more complex after that.

I would like to offer my help, if you need. Thank you very much for dealing with it.

Have a nice summer, Jakub --Jakub Štefela 16:16, 5 July 2011 (CEST)

--> Still i can't change the title of the articles. We want them to be the same as the question list for LF1, since anyway these articles now are part of the LF1 Anatomy (sub-)portal. As far the copyright, unfortunately I don't have the book anymore so it's hard for me to do anything more than rephrasing (which is still time consuming but anyway!).

Ill try and make new articles (with more general titles) in the Anatomy Portal (regardless of faculty), that include portions from my articles. Is it like this: "{ { subst: xxx } }" ?

Hi, it is not necessary to do huge article with general titles. You did your work well, unfortunately the links on the subportal were done in a wrong way (and it is not your fault). It is possible to make proper links as here:

- Uterus - anatomy and topography

using this code:

```
[[Uterus|Uterus - anatomy and topography]]
```

So it is not necessary to name the article in the same way as the exam question is formulated, however it can be linked from the exam subportal and - moreover - it will be simply found by a user searching the term "uterus" in the search field.

If you are familiar with this possibility, you can move your articles under simpler title clicking on the arrow next to the "View history" link and going to "Move". Redirects will be done automatically. --Slepi (Editorial Board of WikiLectures) 21:22, 5 July 2011 (CEST)

--> Instead of moving the articles, I tried this `transclusion` thing which is quite nice.

Of course i will follow the proper way of doing the rest: Kidney

1. rename the actual article link into more general ones but keep the exam question title the same
2. to make the exam question links go to a specific section in the general article i can use the # character after the article name.

## CopyVio remains

Hello Fuser,

Thank you for your new articles they are well written, I hope to see more of these kind of articles! Don't forget to post your source though.

I also saw you removed the copyvio on Uterus unfortunately the copyright violation remains. In my opinion the whole article needs to be rewritten in order for it to pass and not just 1-2 sentences. As explained previously it is not just about copy-paste exactly word by word but also the general structure/phrasing etc. that could be violated. In order to avoid this completely you'll have to write a text in your own words. Possibly best way of doing this is to learn something close the book and rewrite that knowledge in your words and then just double check it with the book again to see if everything is still correct. For example:

*"The uterus is a thick-walled muscular organ and has a shape of a pear. It is hollow. It is the place where fetal development occurs and its muscles adapt to the growing of the fetus. The muscles also help in its expulsion during childbirth (parturition)."*

could be rewritten into


*"The uterus is the place for growth and development of an embryo into a full term fetus. It is pear shaped and has thick muscular layers that readily adapt to the growing fetus to assist in expulsion during childbirth."*

This is just an example and it does not have to be phrased like this, but it shows you how you can use the knowledge gained from the book and then rewrite it into your own words. Don't hesitate to ask if you are unsure about something :)

Regards--  Hanneke de Boer -- Editorial Board of WikiLectures 00:21, 7 August 2011 (CEST)

--> I tried to do my best. I checked with the book and I think is Ok. I don't want to change the order of information because then it wouldn't be logical. But phrasing, words are changed.


Hi Fuser,  
unfortunately for you Handeka is right. I have noticed, that you changed some words, but it is still not good enough. She gave you pretty good example, how you should rewrite whole sentences. Please try it. I know, that it is very unpleasant job, but if you (or anybody else) don't rewrite it, I will have to delete whole article :/. You can check, there is new date in the template process (2 weeks more)... I am sorry for this complication, but copyright violation is not fun.

--  Michaela Romerova -- Editorial Board of WikiLectures 05:30, 8 August 2011 (CEST)

## Copyright “Lumbar puncture”

Hallo Fuser,

thank you very much for your contributions to WL. We are very happy, you are such an active contributor. And we are looking forward to see more articles from you. Unfortunately there has been some coincidence between your article Lumbar puncture and Wikipedia article ([http://en.wikipedia.org/wiki/Lumbar\\_puncture](http://en.wikipedia.org/wiki/Lumbar_puncture)) of the same name, especially in the part describing the procedure. Could you please check? If you need any help don't hesitate to ask me.

Thank you very much ----  Jana Novotná (Editorial Board of WikiLectures) 09:40, 1 November 2011 (CET)

---> yes i just realized, i made some corrections. Is it enough?

Yes, You were so fast! It is much better, thank you :). ----  Jana Novotná (Editorial Board of WikiLectures) 10:09, 1 November 2011 (CET)

## Sources “Meninges”

Hi Fuser,

how are you? I have one more appeal for you today, it is just a tiny one :). Could you please fill in your sources in your article Meninges? It is perfect article, you did amazing job with it, and the sources are the only thing missing.

Thank you, have a nice day ----  Jana Novotná (Editorial Board of WikiLectures) 14:12, 1 November 2011 (CET)

-->DONE! :) i will add 1 more later in bibliography


## Synapse

Hi Fuser,

thank you for article Synapse, but I had to change the image (<http://www.wikilectures.eu/index.php/File:Synapse.PNG>) you uploaded and used because of its **license**. It is allowed to upload files from commons to WikiLectures, but you have to **keep the same license**. I will delete it soon...Original file ([http://commons.wikimedia.org/wiki/File:Synapse\\_Illustration2\\_tweaked.svg](http://commons.wikimedia.org/wiki/File:Synapse_Illustration2_tweaked.svg)) on commons has GNU license and you uploaded it with Creative commons license. I've changed the image in your article Synapse, I've used the original one from commons. I am not sure, if you know, but you can use any file from commons ([http://commons.wikimedia.org/wiki/Main\\_Page](http://commons.wikimedia.org/wiki/Main_Page)) the same way as files uploaded on WikiLectures. I've just changed the name of image:

**Was:** [[File:Synapse.PNG|thumb|250px|right|Chemical Synapse Overview]]

**Now is:** [[File:Synapse Illustration2 tweaked.svg|thumb|250px|right|Chemical Synapse Overview]]

We can speak more about licenses on WikiTea :-). See you soon. --  Michaela Romerova -- Editorial Board of WikiLectures 20:27, 3 November 2011 (CET)

--> yea its a good idea because i am bit off with these stuff !

## Axon


Dear Fuser,

thank you for your contribution to Wikilectures! I read the artical Axon and it looks very well! I think it is very helpful to use the lecture notes as resources for articles - just as you did! Please, can you add the name of the lecture (e.g. Physiology) and date and place where the lecture was held? It would provide us better control of the resources.

I would like to encourage you to continue your hard work that will definitely pay off!

--  Lucie Lamparterová , Editorial Board of WikiLectures 16:42, 7 November 2011 (CET)

## Featured Article

Dear Fuser, Congratulations, your first article Urinary bladder was chosen this week as Featured Article! I am very glad to see your articles have improved a lot, though complex your articles are very well structured and the copyright problems have resolved, well done! ;) --  Hanneke de Boer -- Editorial Board of WikiLectures 22:59, 7 December 2011 (CET)

yeyyyy! Thanks for the selection. I am honored :P I hope I'll keep up like this way! --Paris Charilaou 23:14, 7 December 2011 (CET)