

Treatment of precancerous gynecological tumors

Precancers of gynecological tumors^{[1][2]} can be treated either surgically with a curative result, which is the most common procedure, or conservatively.

Surgical treatment

Surgical treatment is possibly **destructive** or **ablative**. During the destructive procedure, precancerous tissue is destroyed, so it can no longer be examined histologically. Therefore, it is necessary to take a biopsy sample in advance. Destructive methods are rarely used anymore. In the case of ablative, surgical removal of the tissue is performed, which can then be examined histologically.

Vulva

Excision of the lesion or skinning is performed.

Vagina

Among the destructive ones, we can mention *laser vaporization*, which is no longer used much. Of the ablative methods, **laser ablation** is used, with a more radical approach, **partial** or even **total colpectomy**.

Cervix

Of the ablative methods, **conization** or **cylindrical dissection** is performed.^[1] A common method is the **LEEP** (*loop electrosurgery excision procedure*), in which the cone of the cervix is cut out with an electrocoagulation loop. Another option is the *cold knife* method. Rarely, *laser ablation* is also performed.

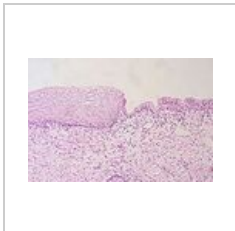
Endometrium

Hysterectomy with bilateral adnexectomy is performed. Fertility-preserving treatment is non-surgical (see below).

Non-surgical treatment

For precancers of the vulva and vagina, immunomodulatory treatment against HPV with the preparation **Imiquimod** can be used. In endometrial precancer, progestagen treatment can be used to preserve the uterus and achieve regression of the lesion.

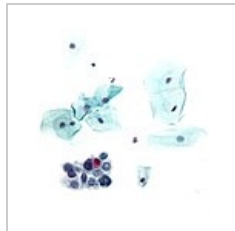
Gallery



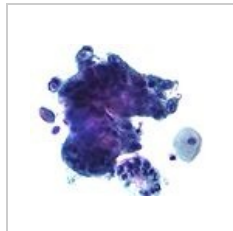
Physiological appearance of the cervicovaginal junction



LSIL: cells with enlarged nucleus and irregular chromatin



HSIL: smaller tumor cells with an enlarged nucleus and irregular chromatin



Adenocarcinoma: tumor cells filled with intracytoplasmic vacuoles with mucus

Links

Related articles

- Precancers in gynecology
- Cervical precancers

External links

References

1. SLÁMA, Jiří. *Prekancerózy rodidel* [lecture for subject Gynekologie a porodnictví předstátnicová stáž, specialization Všeobecné lékařství, 1. lékařská fakulta Univerzita Karlova v Praze]. Praha. 13.2.2014.
2. ROB, Lukáš – MARTAN, Alois – CITTERBART, Karel. *Gynekologie*. 2. edition. Praha : Galén, 2008. 390 pp. pp. 179-213. ISBN 978-80-7262-501-7.

