

**Forum:Seminar papers/Biophysics/2. LF/2019-2020/Poster Template**

Poster Template Lf2 Biophysics



# Poster title goes here the essential numk

Group  
Number:

Nam

## Introduction


- Start with a good definition of the terms in the title which shows that you have understood clearly what the title of your poster is about!
- Explain the definition in more detail - as if you are explaining it to a colleague who does not know it.

## Importance in clinical medicine

- In which branches of medicine is it important?
- What is its role in practical medicine e.g., diagnosis, therapy, prevention...?


## Literature review

Say briefly what the literature says about it.



*Captions to be set in Times or Times New Roman or equivalent, italic, between 18 and 24 points. Left aligned if it refers to a figure on its left. Caption starts right at the top edge of the picture (graph or photo).*

*Captions to be set in Times or Times New Roman or equivalent, italic, between 18 and 24 points. Right aligned if it refers to a figure on its right. Caption starts right at the top edge of the picture (graph or photo).*



*Captions to be set in Times or Times New Roman or equivalent, italic, 18 to 24 points, to the length of the column in case a figure takes more than 2/3 of column width.*



# Poster title goes here, containing strictly the essential number of words only

Group  
Number:


Names of Team Members:

## Introduction

- Start with a good definition of the terms in the title which shows that you have understood clearly what the title of your poster is about!
- Explain the definition in more detail - as if you are explaining it to a colleague who does not know it.



## Literature review

Say briefly what the literature says about it.



*Captions to be set in Times or Times New Roman or equivalent, italic, between 18 and 24 points. Left aligned if it refers to a figure on its left. Caption starts right at the top edge of the picture (graph or photo).*

*Captions to be set in Times or Times New Roman or equivalent, italic, between 18 and 24 points. Right aligned if it refers to a figure on its right. Caption starts right at the top edge of the picture (graph or photo).*




*Captions to be set in Times or Times New Roman or equivalent, italic, 18 to 24 points, to the length of the column in case a figure takes more than 2/3 of column width.*

## Medical Devices (i.e., equipment)

Describe any equipment associated with your topic. Include images and well-labelled diagrams as necessary.



*Captions to be set in Times or Times New Roman or equivalent, italic, between 18 and 24 points. Left aligned if it refers to a figure on its left. Caption starts right at the top edge of the picture (graph or photo).*



*Captions to be set in Times or Times New Roman or equivalent, italic, 18 to 24 points, to the length of the column in case a figure takes more than 2/3 of column width.*

## Importance in clinical medicine

- In which branches of medicine is it important?
- What is its role in practical medicine e.g., diagnosis, therapy, prevention...?

## Safe

Discuss issues and no laser, i

## Con

What? what a

## Refer

References y inform colleag The fo Book: organi Article initial/s volume Webp: or orga (For m http://v menta