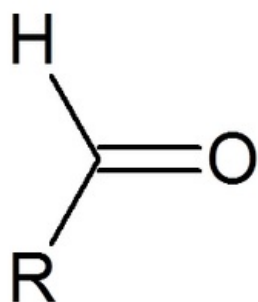
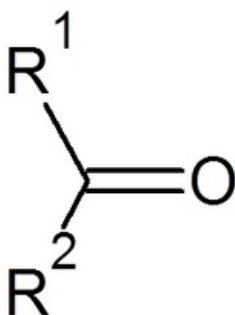


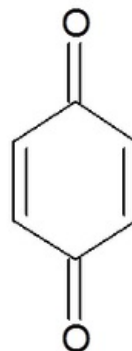
File:Structure of carbonyl compounds.png



Aldehyd



Keton



Chinon

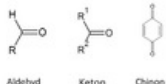
Size of this preview: 800 × 600 pixels.

Original file (960 × 720 pixels, file size: 7 KB, MIME type: image/png)

Structure of carbonyl compounds

File history

Click on a date/time to view the file as it appeared at that time.

	Date/Time	Thumbnail	Dimensions	User	Comment
current	22:32, 14 December 2022	 <div>Aldehyd Keton Chinon</div>	960 × 720 (7 KB)	Gypsophila (talk contribs)	

You cannot overwrite this file.

File usage

The following 2 pages use this file:

- Basics of organic chemistry (1.LF GM)
- Carbonyl compounds

Metadata

This file contains additional information, probably added from the digital camera or scanner used to create or digitize it.

If the file has been modified from its original state, some details may not fully reflect the modified file.

