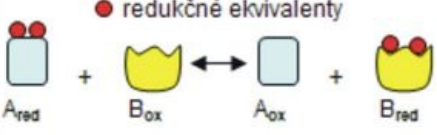
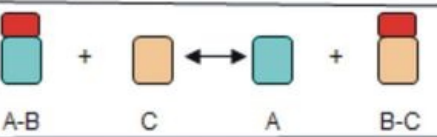
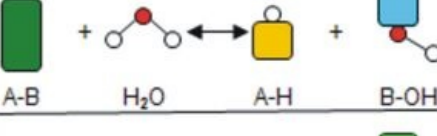

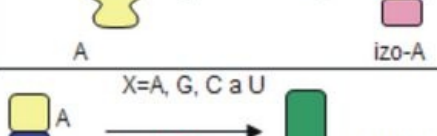



# File:Rozdelenie-enzymov.jpg

Trieda	typ reakcie	dôležité podtriedy
1. Oxidoreduktázy		dehydrogenázy oxidázy, peroxidázy reduktázy monooxygenázy dioxygenázy
2. Transferázy		C1-transferázy glykozyltransferázy aminotransferázy fosfotransferázy
3. Hydrolázy		esterázy glykozidázy peptidázy amidázy
4. Lyázy (syntázy)		C-C-lyázy C-O-lyázy C-N-lyázy C-S-lyázy
5. Izomerázy		epimerázy cis-trans-izomerázy intramolekulové transferázy
6. Ligázy (syntetázy)		C-C-ligázy C-O-ligázy C-N-ligázy C-S-ligázy

Size of this preview: 704 × 599 pixels.

Original file (1,626 × 1,384 pixels, file size: 592 KB, MIME type: image/jpeg)

 **Open in Media Viewer** 

## Summary

### Description

Write a description here

### Author

Author's name and surname

### Source


Source web address or "own work"

### Date

Date

## File history

Click on a date/time to view the file as it appeared at that time.

	Date/Time	Thumbnail	Dimensions	User	Comment
current	20:48, 25 December 2022		1,626 × 1,384 (592 KB)	Saialawate (talk   contribs)	{{File  description = Write a description here  author = Author's name and surname  source = Source web address or "own work"  date = Date }}

You cannot overwrite this file.

## File usage

The following page uses this file:

- Enzymes (exercise in biochemistry)