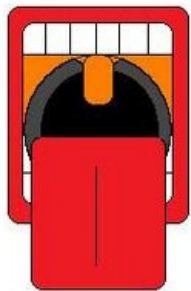
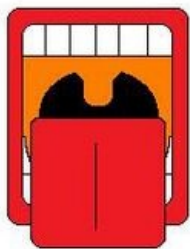


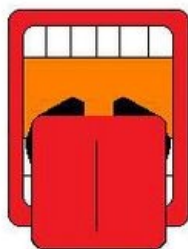
File:Mallampati.jpg



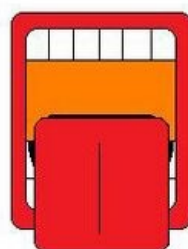
Mallampati I - měkké patro, uvula, patrové oblouky



Mallampati II - měkké patro a uvula



Mallampati III - měkké patro a baze uvuly



Mallampati IV - pouze měkké patro

Size of this preview: 800 × 311 pixels.



Original file (853 × 332 pixels, file size: 82 KB, MIME type: image/jpeg)

 [Open in Media Viewer](#) 

Mallpati's classification

File history

Click on a date/time to view the file as it appeared at that time.

	Date/Time	Thumbnail	Dimensions	User	Comment
current	21:01, 25 November 2022		853 × 332 (82 KB)	Tereza (talk contribs)	{{File description = Write a description here author = Author's name and surname source = Source web address or "own work" date = Date }}
	12:13, 20 November 2022		450 × 175 (14 KB)	Tereza Bergendyová (talk contribs)	

You cannot overwrite this file.

File usage

The following 2 pages use this file:

- Classification of intubation approach according to mallampati
- Difficult intubation

Metadata

This file contains additional information, probably added from the digital camera or scanner used to create or digitize it.

If the file has been modified from its original state, some details may not fully reflect the modified file.