


# Cushing's disease

## Under construction / Forgotten

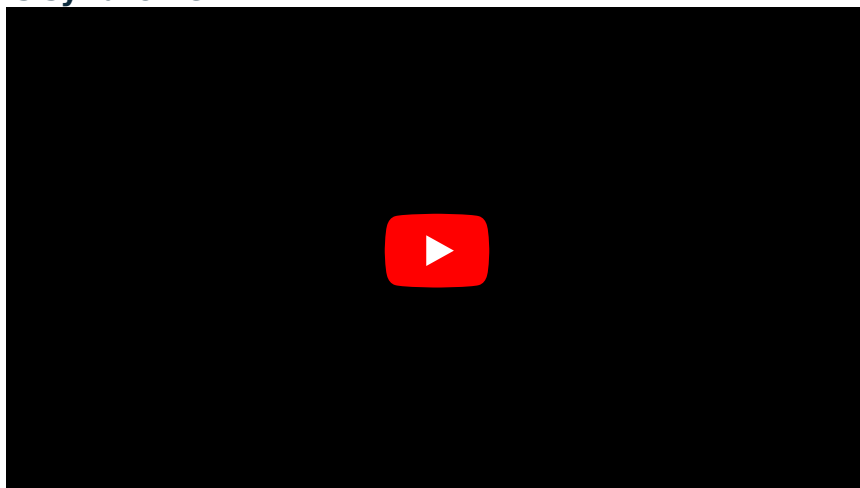
**This article was marked by its author as *Under construction*, but the last edit is older than 30 days.** If you want to edit this page, please try to contact its author first (you will find him in the history ([https://www.wikilectures.eu/index.php?title=Cushing%27s\\_disease&action=history](https://www.wikilectures.eu/index.php?title=Cushing%27s_disease&action=history))). Watch the [page history](#) as well. If the author will not continue in work, remove the template `{{Under construction}}` and the page.

Last update: Monday, 02 Oct 2023 at 8.17 pm.

In ENGLISH (upper half of the page) and CZECH (lower part of the page)



## Cushing disease vs syndrome:




EXTENDED HANDOUT by Nika Gavlasova & Coiled:

### Cushing's disease vs. syndrome

- Etiology
  - Cushing's disease = ACTH-producing pituitary adenomaThere is hypertrophy of the adrenal cortex and thus a secretion boost of primarily cortisol and also aldosterone and sex hormones
- Cushing's syndrome
  - Iatrogenic = the most common cause
  - Small cell lung cancer (ovarian cancer) produces ACTH
  - Adrenal cortex cancer

- Clinical picture
  - Thin extremities = proteolysis
  - Steroid diabetes
  - Redistribution of adipose tissue = central obesity, buffalo neck, moon face
  - Striae distensae
  - Hypertrophy of the heart
  - Atrophic skin = easily injured
  - Arterial hypertension
  - Gastric ulcers
- Therapy
  - Pituitary adenoma = neurosurgical removal, Lexell's gamma knife
  - Ectopic tumor = removal
  - Iatrogenic = discontinue / reduce corticosteroid doses if the impact of Cushing syndrome is considered to be worse than the benefit of corticosteroid treatment
  - Pharmacotherapy = glucocorticoid production inhibitors (Ketoconazole, Methyrapone)

## In CZECH



## Cushingova nemoc vs. syndrom

- Etiologie
  - Cushingova nemoc = adenom hypofýzy produkující ACTH 3:23

Dochází k hypertrofii kůry nadledvin a tím pádem boost sekrece kortizolu, aldosteronu a sex hormonů

  - Cushingův syndrom 5:55
    - Iatrogení = nejčastější příčina
    - Malobuněčný karcinom plic 8:34 (ovískový karcinom) produkuje ACTH
    - Karcinom kůry nadledvin
- Klinický obraz 2:53
  - Tenké končetiny = proteolýza
  - Steroidní diabetes
  - Redistribuce tukových tkání = centrální obezita, buvolí šíje, moon face
  - Striae distensae
  - Hypertrofie srdce
  - Atrofická kůže = snadno poranitelná
  - Arteriální hypertenze
  - Žaludeční vředy
- Terapie
  - Adenom hypofýzy = neurochirurgické odstranění, Lexellův gama nůž
  - Ektopický nádor = odstranění
  - Iatrogení = vysadit/snížit dávky kortikoidů, pokud je ale vyhodnocen Cushing jako významnější než prospěch z léčby
  - Farmakoterapie = inhibitory produkce GK (Ketokonazol, Metirapon)