


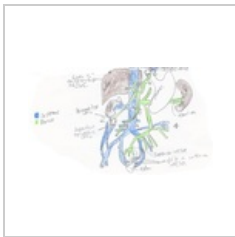
Forum:Wanted Images




There are images which should be redrawn:

Portocaval Anastomosis

Real challenge, don't you think? --  Michaela Romerova -- Editorial Board of WikiLectures 15:19, 29 May 2012 (CET)



Circulation changes after birth


For the article Circulation changes after birth, I ask you to redraw this image: Circulation system before / after birth (http://www.embryology.ch/images/pimgcardio/09umstellung/p9b_KreislaufnachA.gif) from this website (<http://www.embryology.ch/anglais/rrespiratory/geburt01.html>). Thank you. --  Jan Jirku 15:38, 12 December 2011 (CET)



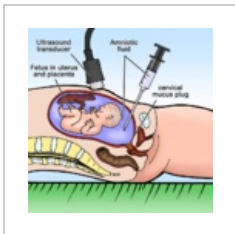
Before birth



After birth

Done, please comment --  Filip Mares (WikiSkripta editorial board (<http://www.wikiskripta.eu/index.php/WikiSkripta:Organizace>)) 10:24, 3 January 2012 (CET)

Genetics



Amniocentesis

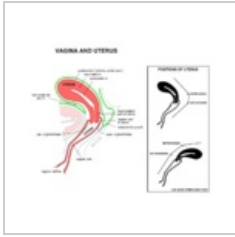
Is possible to redraw it for Cordocentesis and Chorionic Villus Sampling? --  Michaela Romerova -- Editorial Board of WikiLectures 13:41, 24 January 2012 (CET)

Both pictures done. It's been a bit more time consuming than I thought, but I'm glad it's finished. Please check for errors ;-)

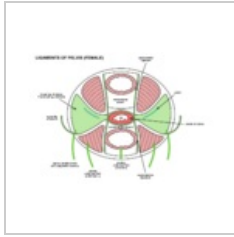


-- Filip Mares (WikiSkripta editorial board (<http://www.wikiskripta.eu/index.php/WikiSkripta:Organizace>)) 19:58, 26 February 2012 (CET)

Anatomy



Sagittal view of uterus and vagina, Uterus DONE



Ligaments of the pelvis with uterus in cross-section, Uterus DONE

Both pictures are done. Please, check if all is correct (especially with "Ligaments of pelvis", I'm not so sure). Thanks.



Filip Mares (WikiSkripta editorial board (<http://www.wikiskripta.eu/index.php/WikiSkripta:Organizace>)) 18:54, 26 February 2012 (CET)