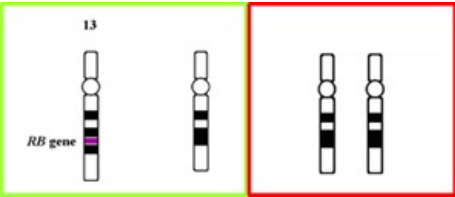


File:Retinoblastoma.png



No higher resolution available.

Retinoblastoma.png (297 × 126 pixels, file size: 6 KB, MIME type: image/png)

 **Open in Media Viewer**



Description

Retinoblastoma

Author

Dr. Urbanova and Dr. Hirshfeldova


Source

Dr. Urbanova and Dr. Hirshfeldova

Date

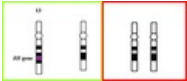
2017-06-29

Licensing

 Creative Commons Attribution-NoDerivs 3.0 Unported (<http://creativecommons.org/licenses/by-nd/3.0/deed.en>)

File history

Click on a date/time to view the file as it appeared at that time.

	Date/Time	Thumbnail	Dimensions	User	Comment
current	15:57, 29 June 2017		297 × 126 (6 KB)	Azrael (talk contribs)	{ {File description = Retinoblastoma source = Dr. Urbanova and Dr. Hirshfeldova date = 2017-06-29 author = Dr. Urbanova and Dr. Hirshfeldova license = {{cc by-nd 3.0}} } } Category:Genetics Category:Images

You cannot overwrite this file.

File usage

The following page uses this file:

- Hereditary cancer, cancer in families

Metadata

This file contains additional information, probably added from the digital camera or scanner used to create or digitize it.

If the file has been modified from its original state, some details may not fully reflect the modified file.