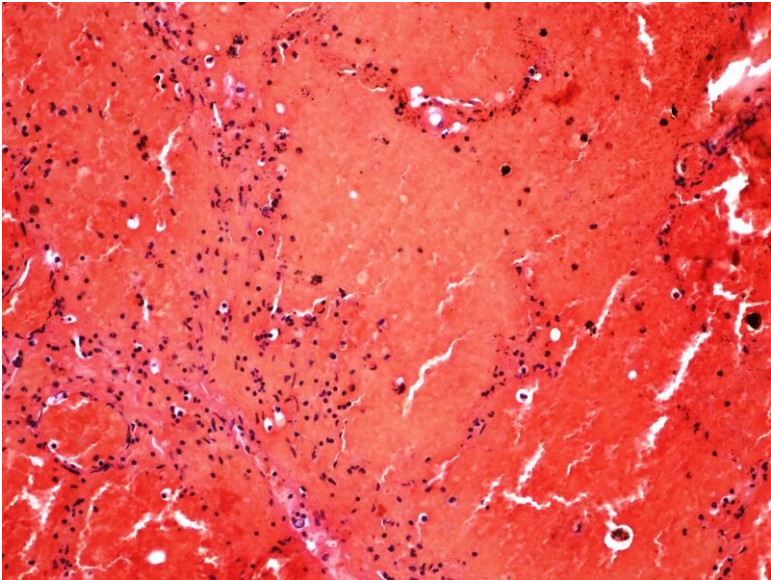


File:Hemorrhagic necrosis lung hemoragicka nekroza plice 20x.jpg



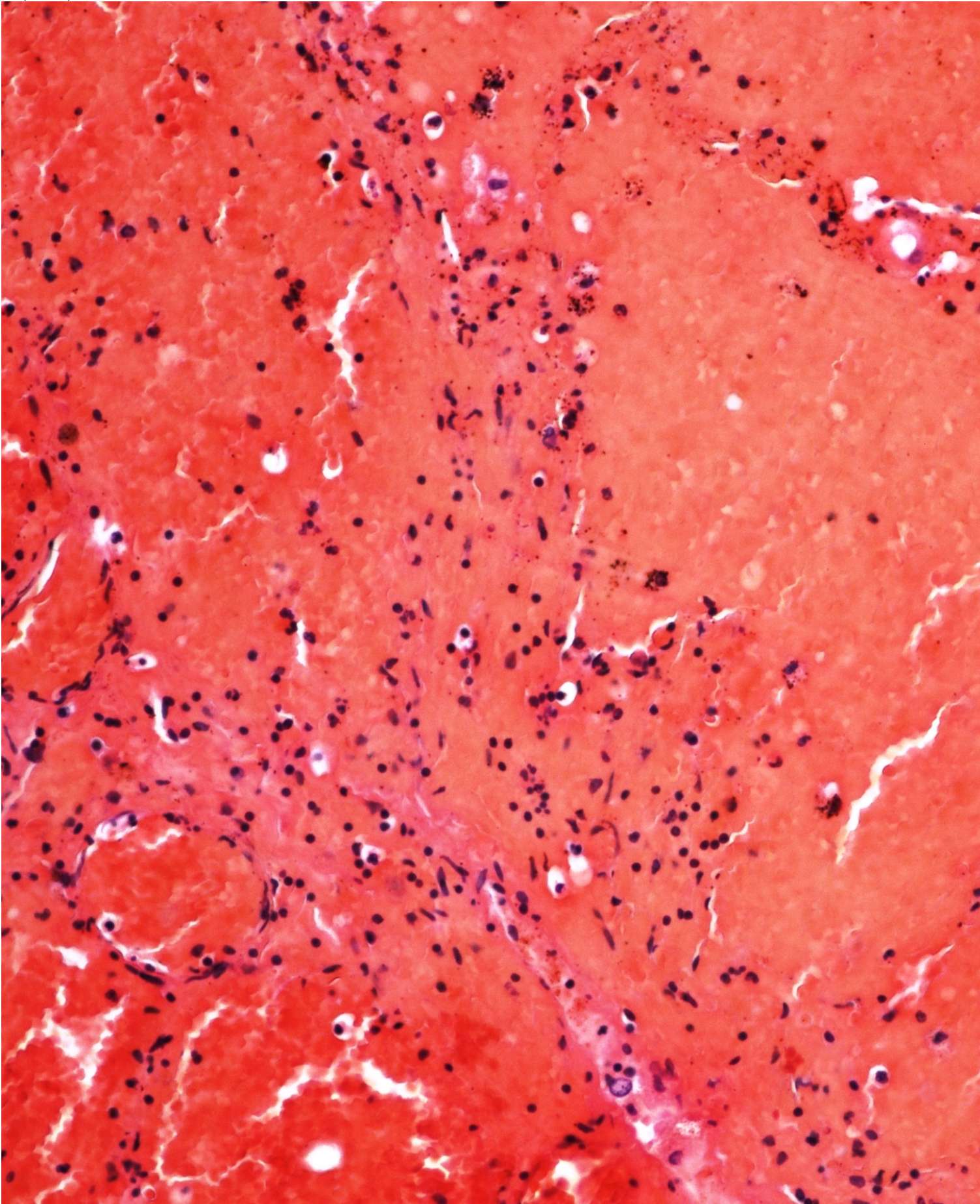
Size of this preview: 800 × 600 pixels.

Original file (2,560 × 1,920 pixels, file size: 2.4 MB, MIME type: image/jpeg)

 [Open in Media Viewer](#) 

Summary

Summary

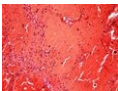


Licensing

Licensing

File history

Click on a date/time to view the file as it appeared at that time.

	Date/Time	Thumbnail	Dimensions	User	Comment
current	00:24, 22 May 2023		2,560 × 1,920 (2.4 MB)	Rynard (talk contribs)	{{File:Hemorrhagic necrosis lung hemoragicka nekroza plice 20x.jpg description = Write a description here author = Patologie3LF source = https://www.wikiskripta.eu/w/Soubor:Hemorrhagic_necrosis_lung_hemoragicka nekroza plice 20x.jpg date = 20/05/2023 }}

You cannot overwrite this file.

File usage

The following 3 pages use this file:

- Module GFPP - Practice no. 5
- Module General basics of pathology and pathophysiology - Overview of preparations
- File:Hemorrhagic necrosis lung hemoragicka nekroza plice 20x.jpg

Metadata

This file contains additional information, probably added from the digital camera or scanner used to create or digitize it.

If the file has been modified from its original state, some details may not fully reflect the modified file.