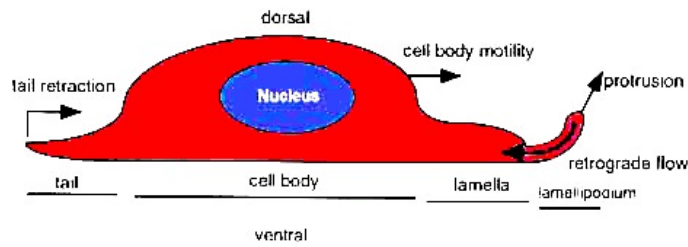
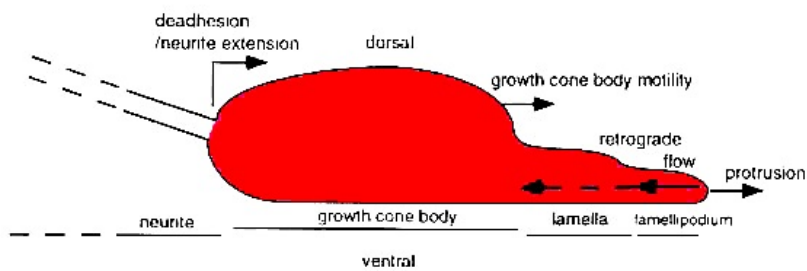


File:Fibroblast.gif

A Motile/Locomoting Cell (side view)



B Neuronal Growth Cone (side view)



No higher resolution available.

Fibroblast.gif (582 × 473 pixels, file size: 14 KB, MIME type: image/gif)



Description

migrating fibroblast

Author

unknown

Source



Date


2015-12-02

Licensing

Public domain

File history

Click on a date/time to view the file as it appeared at that time.

	Date/Time	Thumbnail	Dimensions	User	Comment
current	03:34, 2 December 2015		582 × 473 (14 KB)	JanaE (talk contribs)	{ {File description = migrating fibroblast source = https://www.bioscience.org/1997/v2/d/cramer/fig2.gif date = 2015-12-02 author = unknown license = { {pd}} } } Category:biology Category:Images

You cannot overwrite this file.

File usage

The following page uses this file:

- Physical principles of cellular motion