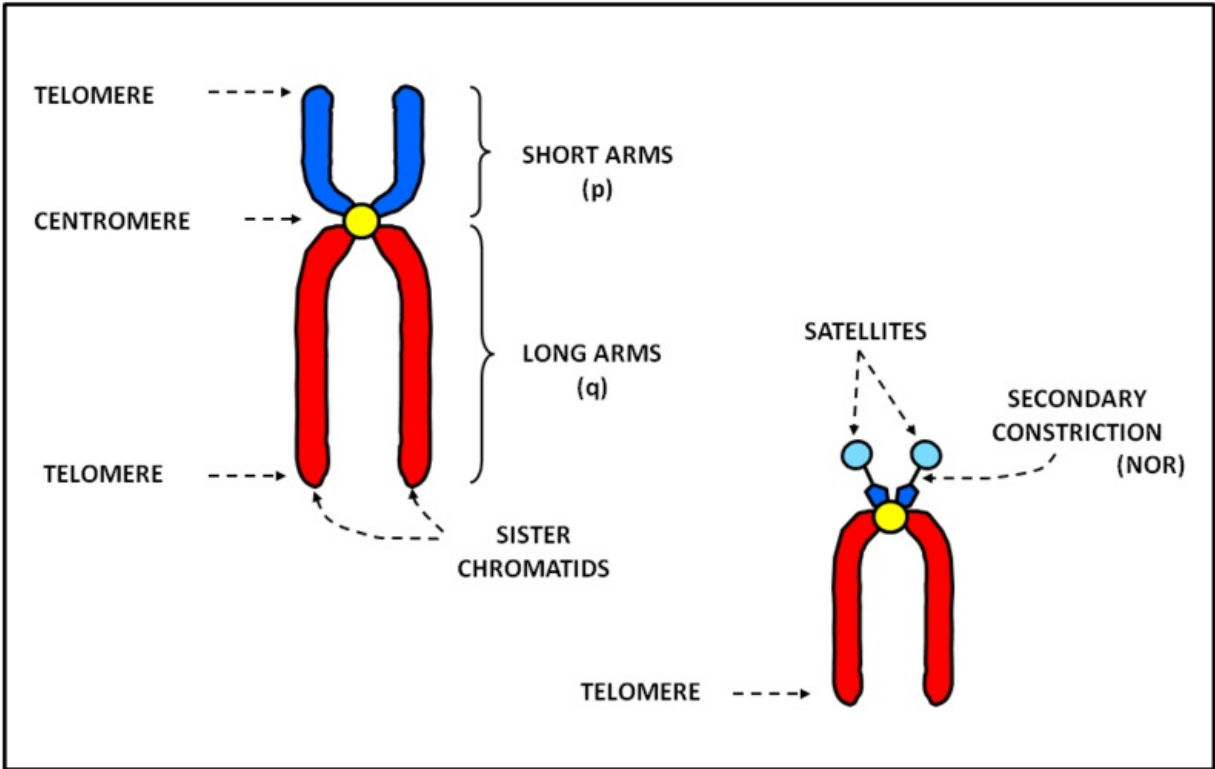


File:Chromosomes structure.png



Size of this preview: 800 × 508 pixels.

Original file (950 × 603 pixels, file size: 17 KB, MIME type: image/png)

 **Open in Media Viewer** 

Description
Strucutre of eukaryotic chromosomes

Author
Romana Mihalova, MD

Source
Archive of Romana Mihalova, MD


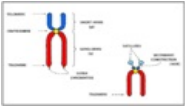
Date
2017-06-26

Licensing

 Creative Commons Attribution 3.0 Unported (<http://creativecommons.org/licenses/by/3.0/deed.en>)

File history

Click on a date/time to view the file as it appeared at that time.

	Date/Time	Thumbnail	Dimensions	User	Comment
current	09:56, 3 July 2017		950 × 603 (17 KB)	Azrael (talk contribs)	Updated version
	13:45, 26 June 2017		507 × 286 (29 KB)	Azrael (talk contribs)	{{File description = Strucutre of eukaryotic chromosomes source = Archive of Romana Mihalova, MD date = 2017-06-26 author = Romana Mihalova, MD license = {{cc by 3.0}} }} Category:Genetics Category:Images

You cannot overwrite this file.

File usage

The following page uses this file:

- Structure and types of the eukaryotic chromosomes

Metadata

This file contains additional information, probably added from the digital camera or scanner used to create or digitize it.

If the file has been modified from its original state, some details may not fully reflect the modified file.