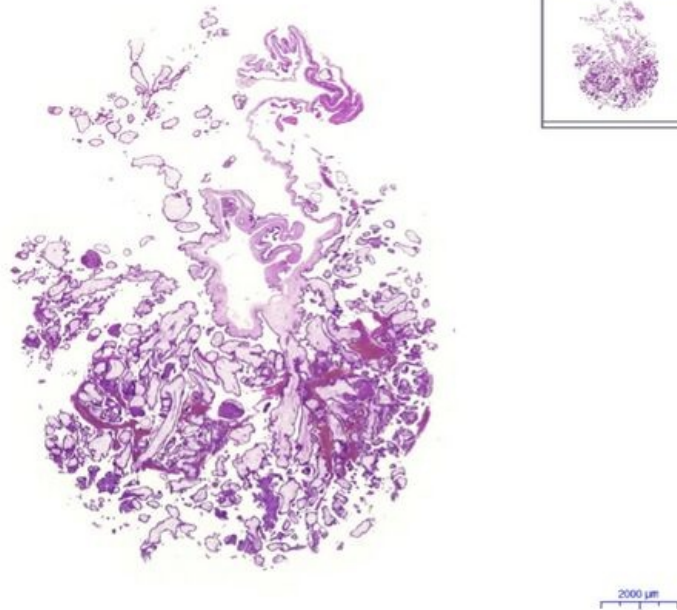
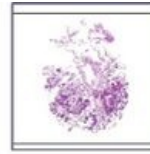


Chorion frondosum (HE)

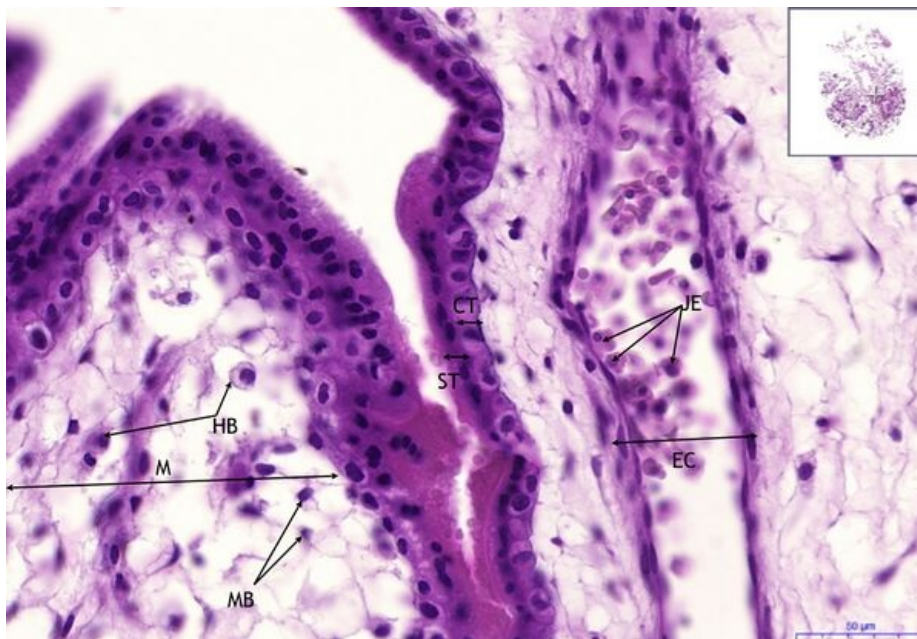
Chorion frondosum, HE 0,4x



Chorion frondosum:



Chorion frondosum, HE 2x



Chorion frondosum:

- 1) **MK** - mother's blood
- 2) **D** - decidua
- 3) **CHK** -chorionic villus
- 4) **M** - mezenchyme

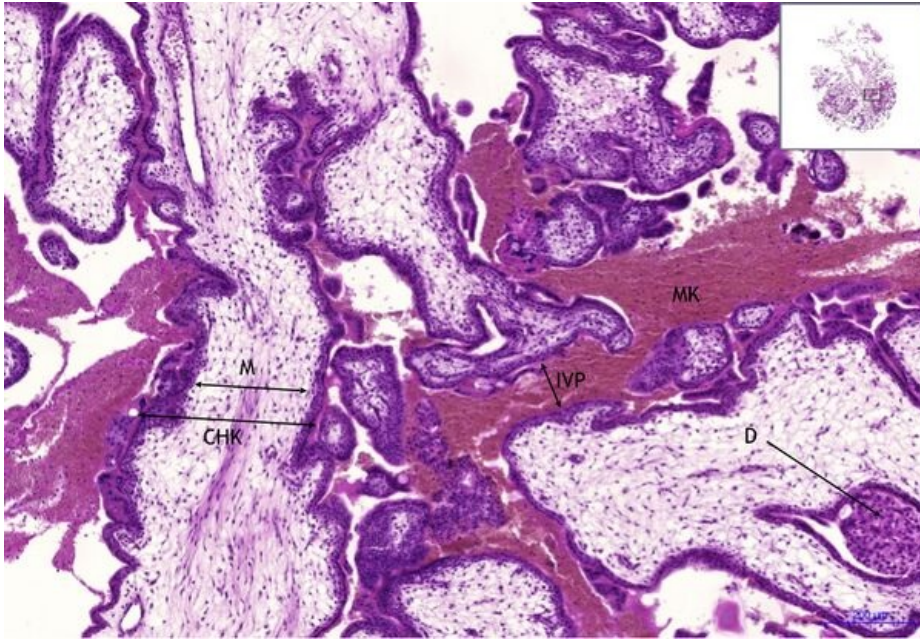


Chorion frondosum, HE 5x

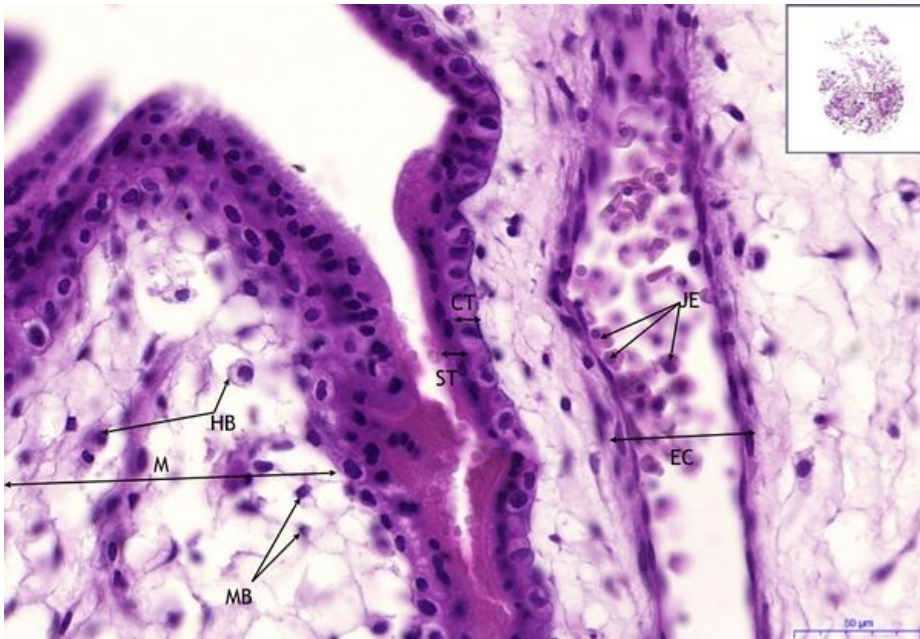
Chorion frondosum:

- 1) **MK** - mother's blood
- 2) **D** - decidua
- 3) **CHK** - chorionic villus

- 4) **M** -mezenchyme
- 5) **IVP** -intervillous space



Chorion frondosum, HE 28,3x



Chorion frondosum:

- 1) **M** - mezenchyme
- a) **HB** -Hofbauer cells
- b) **MB** - mezenchyme cells
- 2) **CT** - cytotrophoblast
- 3) **ST** - syncytiotrophoblast
- 4) **JE** - erythrocyte with nucleus
- 5) **EC** - embryonic blood vessel

Navigation

Navigation: Fetal membranes

← Preparation
X3

List of
preparations

Preparation
X5 →