

# Category:Genetics

## Pages in category "Genetics"

The following 200 pages are in this category, out of 647 total.

(previous page) (next page)

### 4

- 47, XXX syndrome
- 47,XYY syndrome

### A

- A palindrome
- ABO system (English)
- Abnormalities in chromosome number, their causes and clinical presentation in man
- Abnormalities in chromosome structure, their causes and clinical presentation in man
- Adams-Oliver syndrome
- Agglutinin
- Aims of medical genetics
- Albers-Schönberg Disease
- Albinism
- Alleles
- Allelic interactions
- Alport's syndrome
- Amelogenesis imperfecta
- Ames test
- Amino acid metabolism
- Amniocentesis
- An association study
- Analytical Studies
- Angelman Syndrome
- Angelman syndrome (genetics)
- Antigen
- APC resistance
- Apert syndrome
- Aplasia fibulae congenita
- Aplasia radii congenita
- Apoptosis
- Apoptosis and clinical consequences of disorders of its regulation
- Apoptosis and Necrosis
- Apoptosis signaling disorders in tumor cells
- Arabidopsis thaliana
- Arachnodactyly
- Archaea
- Arthrogryposis multiplex congenita
- Assisted Reproduction
- Atypical facial clefts
- Autoimmune diseases
- Autosomal aneuploidy syndromes in man
- Autosomal Disorders
- Autosomal dominant inheritance
- Autosomal dominant inheritance in pedigree and experiment, examples of traits in man
- Autosomal inherited agammaglobulinemia
- Autosomal recessive inheritance
- Autosomal recessive inheritance in pedigree and experiment, examples of traits in man
- Autozomy

### B

- Backcross
- Bacteria
- Bacterial chromosome
- Bacterial reproduction
- Bacterial structure
- Bannayan-Riley-Ruvalcaba syndrome
- Bartter syndrome
- Basic components of nucleic acids

- Basic laws of genetics
- Beckwith - Wiedemann Syndrome
- Beckwith-Wiedemann Syndrome
- Benign
- Binder syndrome
- Biobanks
- Biochemistry of viruses
- Biological properties of tumors
- Portal:Biology and Genetics
- Biology and genetics of viruses, importance in medicine
- Portal:Biology and Genetics/commented links
- Biology of oncogenesis
- Biosynthesis of nucleic acids and proteosynthesis in mitochondria
- Bloch-Sulzberg syndrome
- Bloom's syndrome
- Bond Studies
- BRCA
- Bromouracil
- Bruton's agammaglobulinemia
- Burkitt lymphoma
- Böök syndrome

## C

- Caenorhabditis elegans
- Cancer Families
- Carcinogenicity of Substances and Factors in the Environment
- Caring for a child with Down syndrome
- Causes of tumors, carcinogenesis, carcinogens
- Cell
- Cell and Tissue in vitro Cultivation
- Cell cooperation in the B immune response
- Cell fractionation
- Cell identification
- Cell signalling
- Centromere
- Centromeric index
- Characteristics of cancer cells
- Characteristics of tumour growth
- Charcot-Marie-Tooth Syndrome
- Cherry stain
- Cherry-red spot
- Chiari malformation
- Chorionic Villus Sampling
- Chromatin
- Chromosomal aberrations in cancer cells
- Chromosomal aberrations in the etiology of neoplasms
- Chromosomal Abnormalities
- Chromosomal determination of sex
- Chromosomal instability syndromes
- Chromosomal sex determination
- Chromosome
- Chromosome aberrations in the etiology of neoplasia
- Chromosome instability syndromes
- Chromosome Number and Structure
- Chronic Granulomatous Disease
- Clastogens
- Cleavage of nucleic acid by hydrolysis
- Cleidocranial dysplasia
- Clinodactyly
- Cloning
- Clubfoot (congenital talipes equinovarus)
- Coefficient of Inbreeding
- Coefficient of Relatedness
- Colcemid
- Collection of chorionic villi
- Colorectal cancer
- Colorectal cancer/screening
- Colorectal carcinoma/screening
- Comparative Genomic Hybridisation
- Comparative genomic hybridization
- Compound heterozygote
- Congenic Strain
- Congenita muscularis torticollis
- Congenital adrenal hyperplasia

- Congenital defects of the external and middle ear
- Congenital defects of the eye
- Congenital defects of the inner ear
- Congenital defects of the nervous system
- Congenital deformities of the auricle
- Congenital deformities of the neck
- Congenital diaphragmatic hernia
- Congenital disorders of glycosylation
- Congenital Heart Defects
- Congenital limb defects
- Congenital malformations of the auricle
- Congenital malformations of the respiratory system
- Congenital multiple exostoses
- Congenital strain
- Conjugation
- Conjugation, Transformation and Transduction.
- Consomic Strain
- Consomic tribe
- Control of gene expression and proteosynthesis
- Control of gene expression and proteosynthesis in eukaryotes
- Control of gene expression and proteosynthesis in prokaryotes
- Cordocentesis
- Cowden's syndrome
- Craniofacial syndromes
- Crigler-Najjar syndrome
- Crossing-over
- Crossing-over, its mechanism and importance
- Crossing-over, its mechanism and significance
- Crouzon syndrome
- Cutaneous porphyrias
- Cystic Fibrosis
- Cystic fibrosis
- Cystic medial necrosis
- Cystic medionecrosis

## D

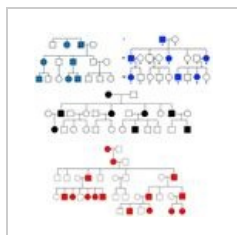
- Decision-making mechanism for the destruction of non-functional proteins
- DeLange syndrome
- Deletion
- Denaturation of nucleic acids, molecular hybridization
- Dentiogenesis imperfecta
- Description of the Chromosome
- Determination of DNA concentration and purity
- Developmental disorders of the ear
- Developmental hip dysplasia
- Diastrophic dwarfism
- Dihybridism
- Dihybridism, interaction of non-allelic genes, polyhybridism
- Diploid
- Direct diagnosis of hereditary diseases by nucleic acid analysis
- Direct diagnostics of hereditary diseases by nucleic acid analysis
- Disorders of apoptosis signaling in tumor cells
- Disorders of the Sex Chromosomes
- Diversification
- DNA - structure and function
- DNA chips
- DNA cleavage
- DNA Diagnostic Direct Methods
- DNA Diagnostic Indirect Methods
- DNA library
- DNA Methylation
- DNA microarray
- DNA Repair
- Dog equinovarus congenitus
- Down Syndrome
- Drosophila melanogaster
- Duane Retraction Syndrome
- Dubin-johnson syndrome
- Duchenn's muscular atrophy
- Duplication
- Dysostosis cleidocranialis

## E

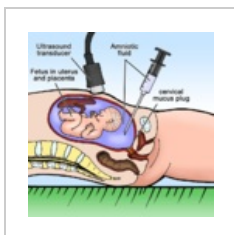
- Ecology, ecogenetics
  - Ectodermal dysplasia
  - Edwards formula
  - Edwards syndrome
  - Ehlers-Danlos syndrome
- (previous page) (next page)

## Media in category "Genetics"

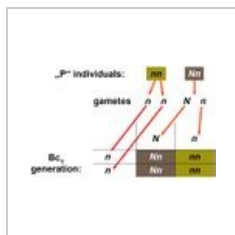
The following 38 files are in this category, out of 38 total.



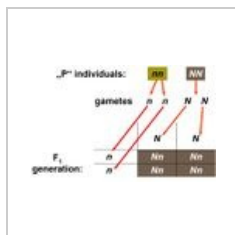
AD-Pedigrees.jpg  
614 × 635; 42 KB



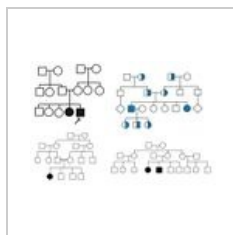
Amniocentesis.png  
800 × 800; 122 KB



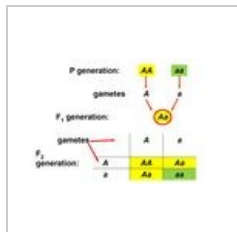
AR backcross.jpg  
555 × 346; 21 KB



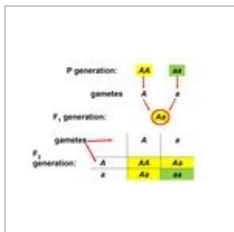
AR experiment.jpg  
555 × 346; 21 KB



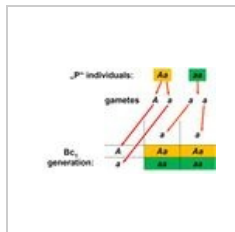
AR-Pedigrees.jpg  
644 × 438; 31 KB



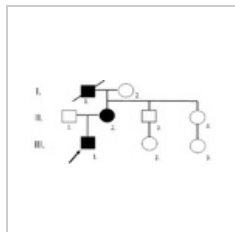
Autosomal domin...  
438 × 296; 14 KB



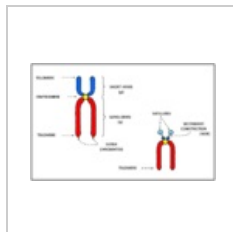
Autosomal reces...  
438 × 296; 14 KB



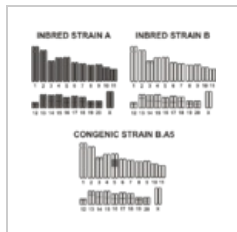
Backcross in AD.j...  
409 × 234; 13 KB



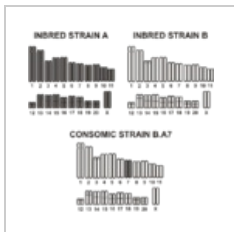
Cancer syndrom...  
428 × 191; 8 KB



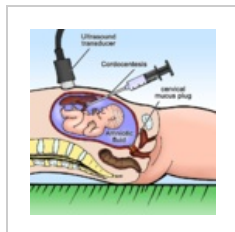
Chromosomes st...  
950 × 603; 17 KB



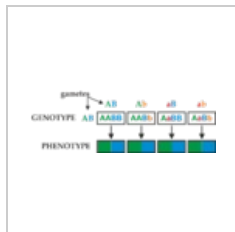
CONGENIC STRAI...  
702 × 688; 106 KB



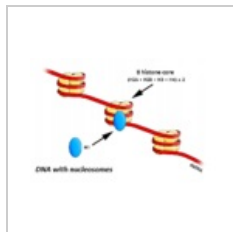
CONSOMIC STRAI...  
702 × 688; 106 KB



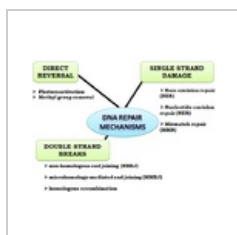
Cordocentesis.png  
800 × 800; 114 KB



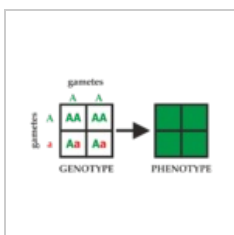
DihybriddomBc.p...  
2,396 × 813; 139 KB




DNA with nucleos...  
800 × 542; 42 KB



DNArepairmech....  
568 × 414; 30 KB



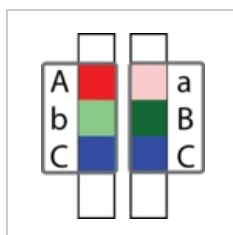
DominantBc.png  
1,938 × 1,034; 114 KB



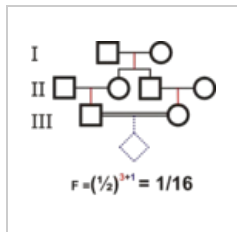
Geneticlinkage.png  
1,390 × 1,912; 1.75 MB



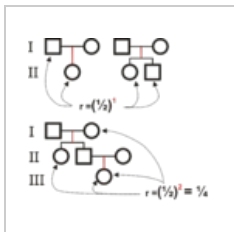
Genetics.png  
50 × 50; 5 KB



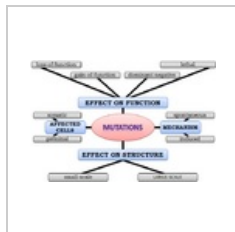
Haplotype.png  
380 × 430; 6 KB



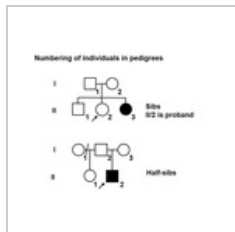
Inbreedingcoef.png  
1,428 × 1,224; 87 KB



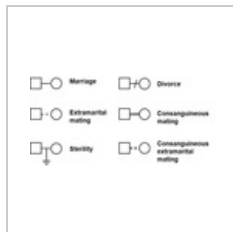
Koeficientpribuzn...  
1,988 × 1,773; 208 KB



Mutations.png  
569 × 374; 31 KB



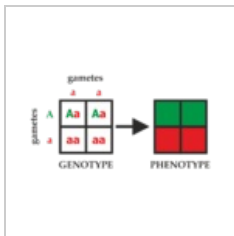
Pedigree-individu...  
323 × 248; 29 KB



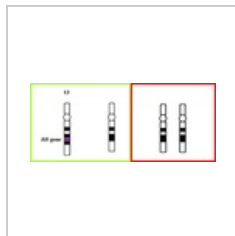
Pedigree-lines.png  
270 × 132; 20 KB



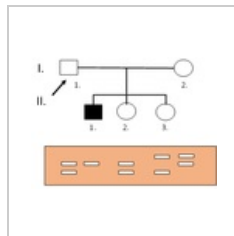
Pedigree-marks....  
282 × 299; 40 KB



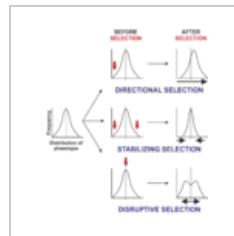
RecessiveBc.png  
1,947 × 1,034; 111 KB



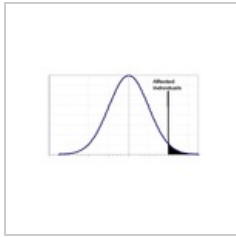
Retinoblastoma....  
297 × 126; 6 KB



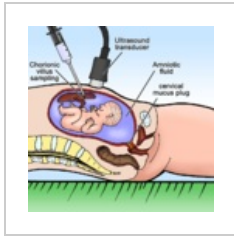
RFLP pedigree.png  
343 × 242; 5 KB




Selectiontypes.png  
1,968 × 2,238; 278 KB



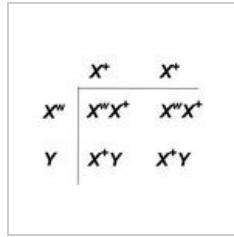
Standard Deviat...  
819 × 582; 51 KB



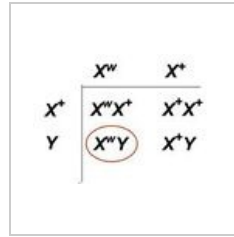
Villus sampling.png  
800 × 800; 118 KB



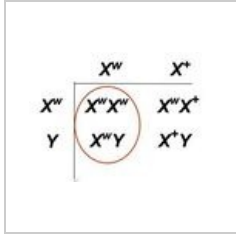
X-recessive punn...  
450 × 209; 15 KB



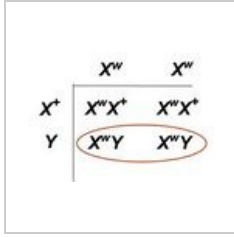
XL-experiment1.j...  
215 × 153; 5 KB



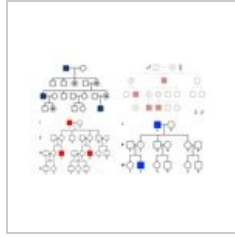
XL-experiment2.j...  
218 × 153; 5 KB



XL-experiment3.j...  
218 × 153; 5 KB



XL-experiment4.j...  
218 × 153; 6 KB



XL-pedigrees.jpg  
721 × 514; 35 KB