

Adrenal gland - AZAN

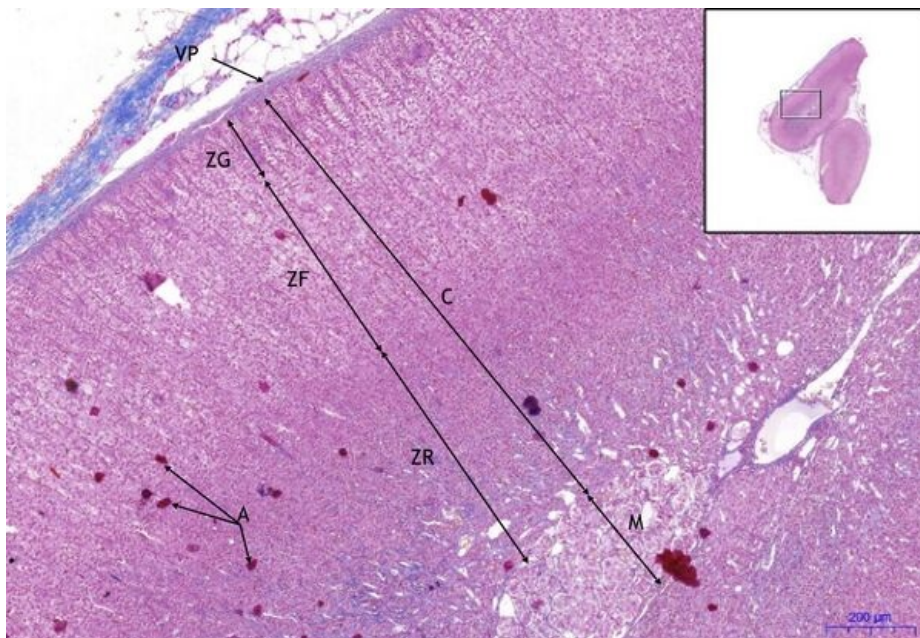
Adrenal gland, AZAN 0,7x



Adrenal gland - AZAN, 0,7x

Adrenal gland:

Adrenal gland, AZAN 5x



Adrenal gland, AZAN, 5x

Adrenal gland:

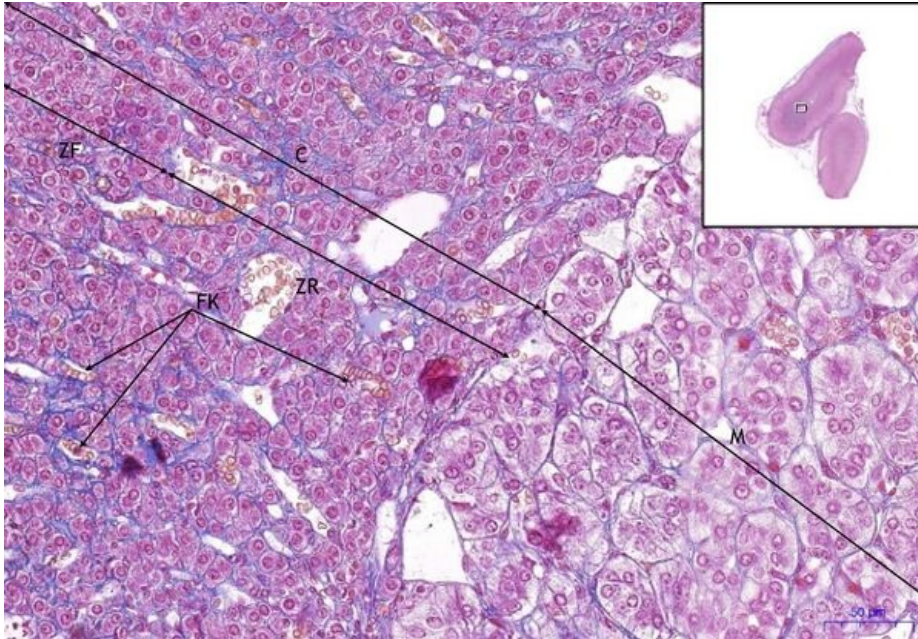
- 1) C - cortex
- a) ZR - zona reticularis
- b) ZF - zona fasciculata
- c) ZG - zona glomerulosa
- 2) M - medulla
- 3) VP - connective tissue capsule
- 4) A - artefact

Adrenal gland, AZAN 20x=

Adrenal gland:

- 1) C - cortex

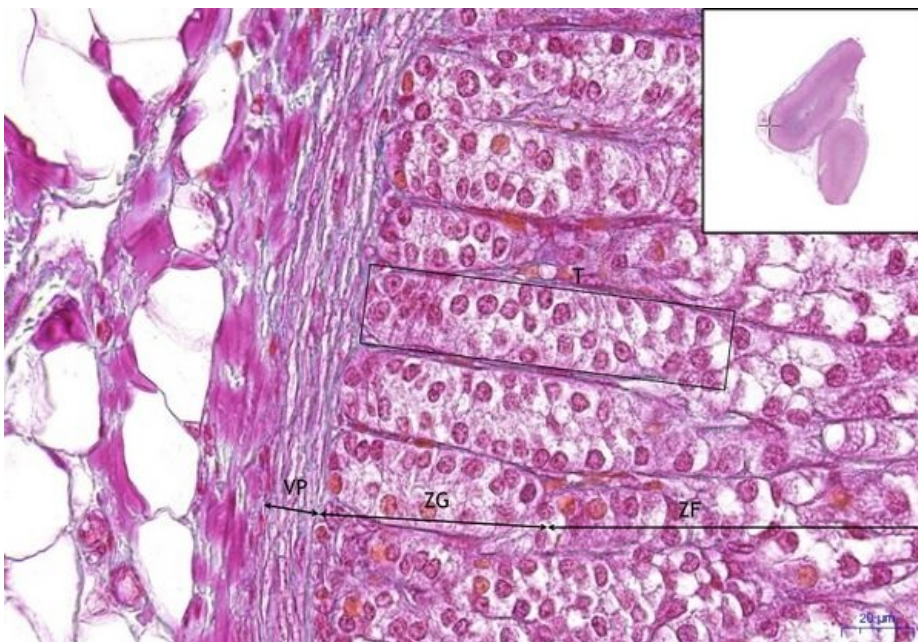
- **a) ZR** - zona reticularis
- **b) ZF** - zona fasciculata
-



Adrenal gland, AZAN, 20x

- 2) **M** - medulla
- 3) **FK** - fenestrated capillary

Adrenal gland, AZAN 40x



Adrenal gland, AZAN, 40x

Adrenal gland:

- 1) **C** - cortex
- **a) ZR** - zona reticularis
- **b) ZF** - zona fasciculata
- 2) **VP** - connective tissue capsule
- 3) **T** - cords

Navigation

Navigation: Endocrine system

← Slide E7 | List of the slides | Slide E9 →