

# Category:Oncology

## Pages in category "Oncology"

The following 200 pages are in this category, out of 293 total.

(previous page) (next page)

### A

- Acute leukemia
- Acute lymphoblastic leukemia
- Acute Lymphoblastic Leukemia
- Acute myeloid leukemia
- Acute myeloid leukemia
- Adenoameloblastoma
- Adverse effect of cytostatic treatment
- Ameloblastic fibroma
- Ameloblastic Fibroma
- Ameloblastoma
- Aminopterin
- Anaplastic thyroid carcinoma
- Angiogenesis and neovascularization (disambiguation)
- Anticancer therapy
- Antitumor therapy
- Apoptosis
- Apoptosis signaling disorders in tumor cells
- Astrocytoma

### B

- Bajliom
- Barrett's Esophagus
- Basal cell carcinoma
- Basalioma
- BI-RADS
- Bile duct tumors
- Biological characteristics of tumors
- Biological properties of tumors
- Biology of tumor growth
- Biopsy
- Bladder Cancer
- Bladder carcinoma
- Bloom's syndrome
- Bowel cancer screening
- Bowel development
- Bowen's disease
- Brain gliomas
- Breakthrough pain
- Breast cancer in a man
- Breast Tumors
- Breast tumours
- Bronchogenic carcinoma/PGS
- Burkitt lymphoma

### C

- Cancer Families
- Cancer of the bladder
- Carcinoembryonic Antigen
- Carcinoma
- Carcinoma of Papilla Vateri
- Cervical precancers
- Caudae equinae tumors
- Caudal tumors
- Cementoblastoma
- Cementoma
- Cervical cancer
- Cervical precancerous lesions
- Cesium and cobalt irradiators

- Characteristics of tumour growth
- Chemotherapeutic Regimens
- Chondroma
- Chondrosarcoma
- Chromosomal aberrations in the etiology of neoplasms
- Chromosome aberrations in the etiology of neoplasia
- Chronic leukemia (guide)
- Circulating tumor cells
- CNS tumors
- Cobalt and cesium irradiators
- Coeliac Ganglion Blocade
- Colorectal adenoma
- Colorectal cancer
- Colorectal cancer/pathology
- Colorectal cancer/PGS
- Colorectal cancer/prognosis
- Colorectal cancer/screening
- Colorectal cancer/staging
- Colorectal cancer/symptomatology
- Colorectal cancer/therapy
- Colorectal carcinoma
- Colorectal carcinoma (PGS)
- Colorectal carcinoma/diagnosis
- Colorectal carcinoma/prognosis
- Colorectal carcinoma/screening
- Colorectal carcinoma/staging
- Courvoisier's Sign
- Cowden's syndrome
- Cranial base tumors
- Craniopharyngioma
- Criteria of therapeutic response
- Cytostatics

## D

- Diffuse large B-cell lymphoma
- Disorders of apoptosis signaling in tumor cells
- Disorders of DNA repair mechanisms in tumor cells
- Dispensary Care (Oncology)

## E

- Elements of signal transduction as therapeutic targets in oncology
- Enchondromatosis
- Endometrial polyp
- Endoscopic examinations in oncology
- Enteral nutrition in oncological diseases of the GIT
- Ependymom (pathology)
- Ependymoma
- Ependymoma (pathology)
- Epipharyngeal tumors
- Epipharyngeal Tumors
- Epithelial tumors
- Epithelial Tumors of the Oral Cavity
- Ewing's Sarcoma

## F

- Familial adenomatous polyposis
- Fanconi's anemia
- Follicular lymphoma

## G

- Gallbladder cancer
- Gallbladder cyst
- Gardner's syndrome
- Gastrinoma
- Gastrointestinal stromal tumor/PGS
- General principles of anticancer treatment
- Genotoxic Substances
- Genotoxic substances (mutagenic)
- Glioblastoma multiforme
- Gliomas of the brain

## H

- Heart Tumors
- Hematogenous tumors
- Hepatocellular Carcinoma
- Hepatosplenomegaly
- Hodgkin Lymphoma
- Hodgkin's lymphoma

## I

- IARC Classification
- ICD-O
- Immune system and cancer
- Immunomodulators
- Incidence of Tumors
- Interstitial lung processes
- Intracranial Metastases
- Ionizing Radiation

## J

- Joint tumors

## K

- Kaposi's Sarcoma
- Karcinom ledviny
- Kidney cancer
- Kidney tumors
- Klatskin Tumor

## L

- Leiomyosarcoma
- Leukemia
- Leukemias, Student classification
- Lip Cancer
- Lipoma
- Liver tumors
- Lung Tumors
- Lymphangioma

## M

- Male breast cancer
- Malignant tumors in gynecology
- Malignant tumors of cervix
- Malignant tumors of the cervix
- Malignant tumors of the ovary
- Malignant tumors of the salivary glands
- Malignant tumors of the skeleton
- Malignant tumors of the uterine body (pathology)
- Malignant tumors of the vulva and vagina
- Mechanisms of tumor formation
- Medical rehabilitation
- Medullary thyroid carcinoma
- Melanocytic tumors
- Melanoma
- Meningioma
- Meningiomas
- Mesenchymal tissue neoplasms
- Mesenchymal tumor
- Mesenchymal tumors
- Metaplasia
- Metastatic skeletal involvement
- Methotrexate
- Migrating thrombophlebitis
- Migratory thrombophlebitis
- Molecular-biological Diagnostics in Oncology
- MTOR a inhibitory mTOR
- Multi-drug resistance
- Musculoskeletal tumors
- Mutator genes, cell genome stability

- Mutator genes, cell genome stability
- Mutator genes, stability of the cell genome
- Myeloid leukemia
- Myeloproliferative diseases

## N

- Nelson syndrome
- Neovascularization
- Neuroblastoma
- Neuroendocrine tumors of the pancreas
- Non-epithelial ovarian tumors
- Non-epithelial tumors of the ovary

## O

- Odontogenic tumors
- Oesophageal tumors
- Oligodendroglioma
- Oncogenes and Proto-oncogenes
- Portal:Oncology
- Imatinib
- Treatment of tumors of the oropharynx
- Options for minimal residual disease detection
- Oropharyngeal tumors
- Ossifying fibroma
- Osteoclastoma
- Osteosarcoma
- Ovarian Cancer
- Ovarian tumors

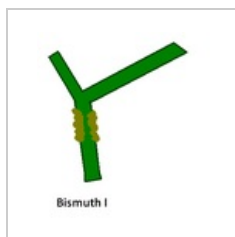
## P

- P53
- Pain in oncology
- Pancoast tumor
- Pancreatic Cancer

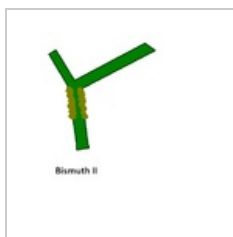
(previous page) (next page)

## Media in category "Oncology"

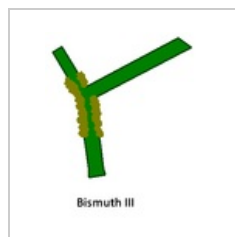
The following 6 files are in this category, out of 6 total.



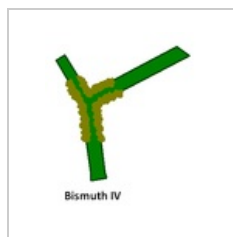
Bismuth I.PNG  
320 × 343; 5 KB



Bismuth II.PNG  
398 × 446; 7 KB



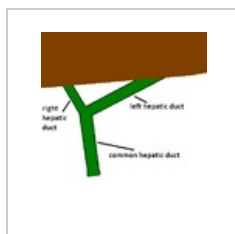
Bismuth III.PNG  
296 × 341; 5 KB



Bismuth IV.PNG  
302 × 355; 6 KB



Cancer deep red....  
50 × 50; 5 KB



Hepatiky s játry....  
398 × 446; 8 KB